

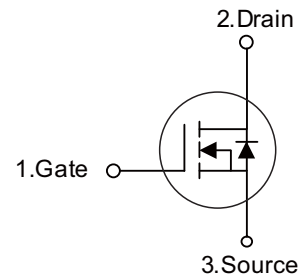


MOT5N50MC-MOT5N50MD N-CHANNEL MOSFET

■ MOT5N50MC/D PRODUCT CHARACTERISTICS

VDSS	500V
$R_{DS(on)typ}(V_{GS}=10V)$	1.9Ω
Qg@type	18nC
ID	5A

Symbol



■ MOT5N50MC/D APPLICATIONS

- High frequency switching mode power supply
- Electronic ballast
- LED power supply

■ MOT5N50MC/D MOT5N50MC/D FEATURES

- * Fast Switching Capability
- * Avalanche Energy Specified
- * Improved dv/dt Capability, High Ruggedness



■ MOT5N50MC/D ORDER INFORMATION

Order codes		Package	Packing
Halogen-Free	Halogen		
N/A	MOT5N50MD	TO-252	2500 pieces /Reel
N/A	MOT5N50MC	TO-251	70 pieces/Tube

■ MOT5N50MC/D ABSOLUTE MAXIMUM RATINGS ($T_C = 25^\circ\text{C}$, unless otherwise specified)

PARAMETER	SYMBOL	RATINGS	UNIT
Drain-Source Voltage	V_{DSS}	500	V
Gate-Source Voltage	V_{GSS}	±30	V
Drain Current	Continuous	I_D	5
	Pulsed (Note 2)	I_{DM}	10
Avalanche Energy	Single Pulsed (Note 3)	E_{AS}	151
Peak Diode Recovery dv/dt (Note 4)	dv/dt	4.5	V/ns
Power Dissipation	P_D	50	W
Junction Temperature	T_J	+150	°C
Storage Temperature	T_{STG}	-55~+150	°C

Notes: 1. Absolute maximum ratings are those values beyond which the device could be permanently damaged.

Absolute maximum ratings are stress ratings only and functional device operation is not implied.

2. Repetitive Rating: Pulse width limited by maximum junction temperature.

3. $L = 10\text{mH}$, $I_{AS} = 5.5\text{A}$, $V_{DD} = 50\text{V}$, $R_G = 25\ \Omega$ Starting $T_J = 25^\circ\text{C}$

4. $I_{SD} \leq 5.0\text{A}$, $di/dt \leq 100\text{A}/\mu\text{s}$, $V_{DD} \leq BV_{DSS}$, Starting $T_J = 25^\circ\text{C}$



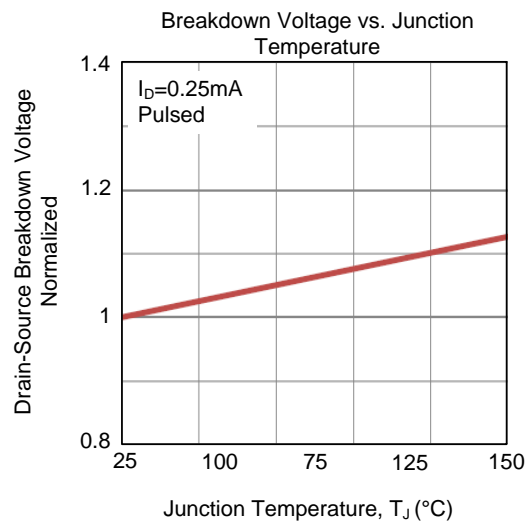
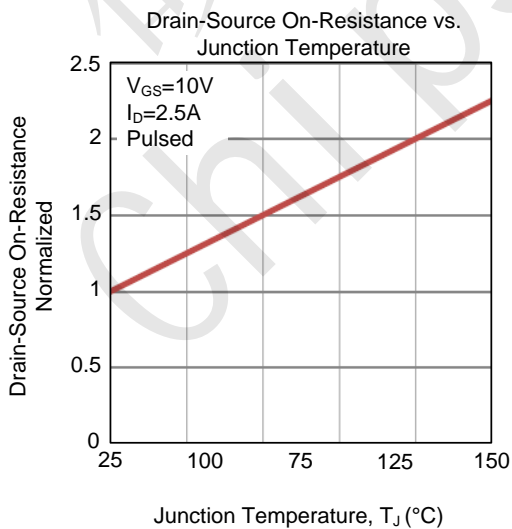
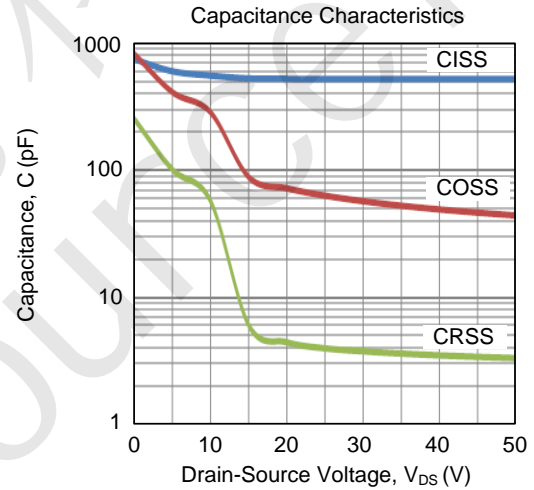
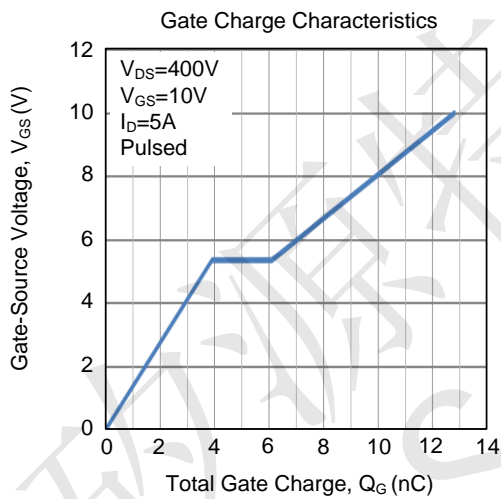
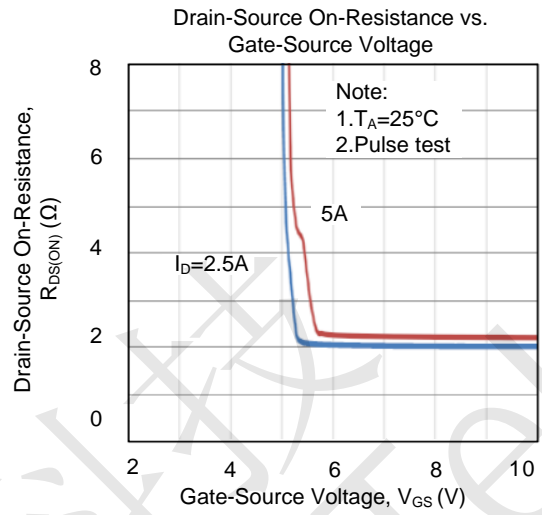
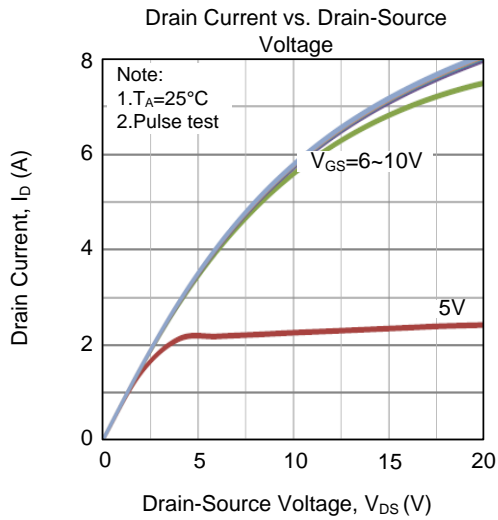
■ MOT5N50MC/D ELECTRICAL CHARACTERISTICS ($T_C = 25^\circ\text{C}$, unless otherwise specified)

PARAMETER	SYMBOL	TEST CONDITIONS	MIN	TYP	MAX	UNIT
OFF CHARACTERISTICS						
Drain-Source Breakdown Voltage	BV_{DSS}	$I_D=250\mu\text{A}$, $V_{GS}=0\text{V}$	500	-	-	V
Breakdown Voltage Temperature Coefficient	$\Delta BV_{DSS}/\Delta T_J$	Reference to 25°C , $I_D=250\mu\text{A}$	-	0.5	-	$\text{V}/^\circ\text{C}$
Drain-Source Leakage Current	I_{DSS}	$V_{DS}=500\text{V}$, $V_{GS}=0\text{V}$	-	-	1	μA
		$V_{DS}=400\text{V}$, $T_C=125^\circ\text{C}$	-	-	10	
Gate- Source Leakage Current	Forward	$V_{GS}=30\text{V}$, $V_{DS}=0\text{V}$	-	-	100	nA
	Reverse	$V_{GS}=-30\text{V}$, $V_{DS}=0\text{V}$	-	-	-100	nA
ON CHARACTERISTICS						
Gate Threshold Voltage	$V_{GS(TH)}$	$V_{DS}=V_{GS}$, $I_D=250\mu\text{A}$	2.0	-	4.0	V
Static Drain-Source On-State Resistance	$R_{DS(ON)}$	$V_{GS}=10\text{V}$, $I_D=2.5\text{A}$	-	1.9	2.5	Ω
DYNAMIC CHARACTERISTICS						
Input Capacitance	C_{ISS}	$V_{GS}=0\text{V}$, $V_{DS}=25\text{V}$, $f=1.0\text{MHz}$	-	625	-	pF
Output Capacitance	C_{OSS}		-	80	-	pF
Reverse Transfer Capacitance	C_{RSS}		-	15	-	pF
SWITCHING CHARACTERISTICS						
Total Gate Charge	Q_G	$V_{GS}=10\text{V}$, $V_{DS}=400\text{V}$, $I_D=5\text{A}$ (Note 1, 2)	-	18	-	nC
Gate to Source Charge	Q_{GS}		-	2.2	-	nC
Gate to Drain Charge	Q_{GD}		-	9.7	-	nC
Turn-ON Delay Time	$t_{D(ON)}$	$V_{DD}=250\text{V}$, $I_D=5\text{A}$, $R_G=25\Omega$ (Note 1, 2)	-	12	-	ns
Rise Time	t_R		-	46	-	ns
Turn-OFF Delay Time	$t_{D(OFF)}$		-	50	-	ns
Fall-Time	t_F		-	48	-	ns
SOURCE-DRAIN DIODE RATINGS AND CHARACTERISTICS						
Maximum Continuous Drain-Source Diode Forward Current	I_S		-	-	5	A
Maximum Pulsed Drain-Source Diode Forward Current	I_{SM}		-	-	20	A
Drain-Source Diode Forward Voltage	V_{SD}	$I_S=5\text{A}$, $V_{GS}=0\text{V}$	-	-	1.4	V
Reverse Recovery Time	t_{rr}	$I_S=5\text{A}$, $V_{GS}=0\text{V}$,	-	83	-	ns
Reverse Recovery Charge	Q_{RR}	$di_f/dt=100\text{A}/\mu\text{s}$ (Note 1)	-	0.25	-	μC

Note: 1. Pulse Test: Pulse width $\leq 300\mu\text{s}$, Duty cycle $\leq 2\%$
 2. Essentially independent of operating temperature

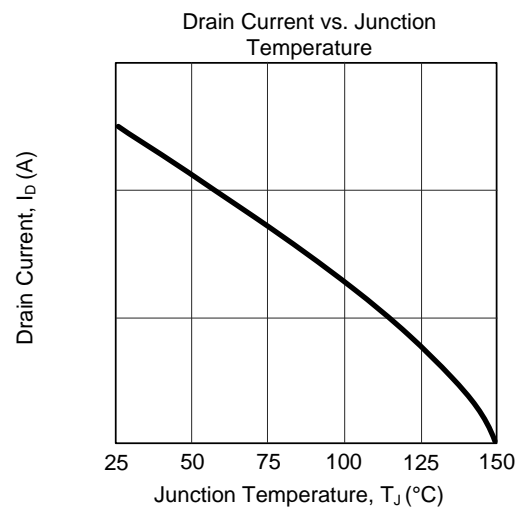
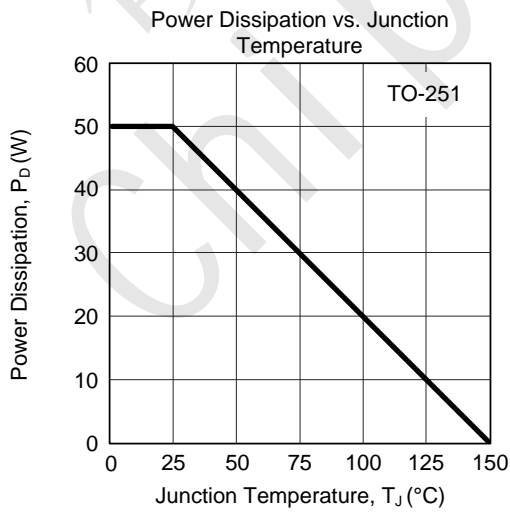
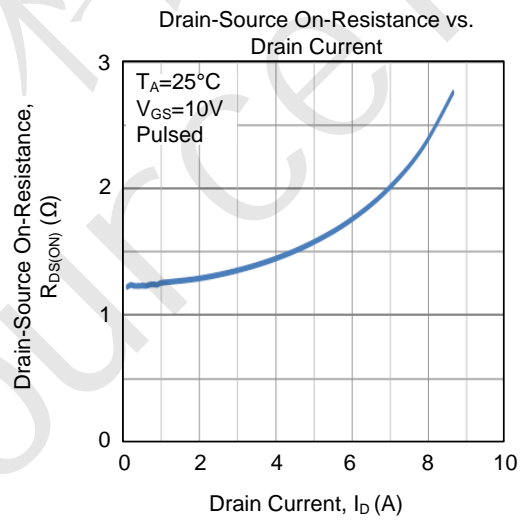
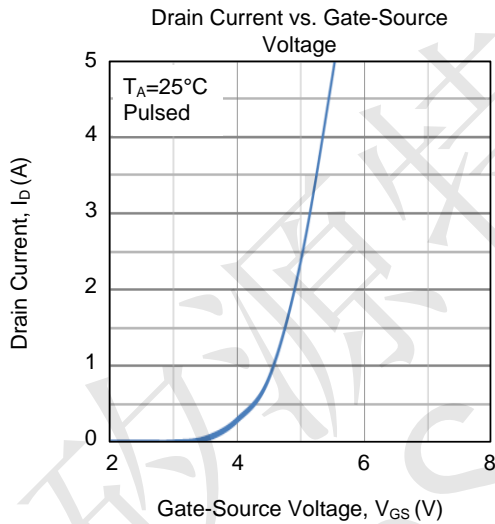
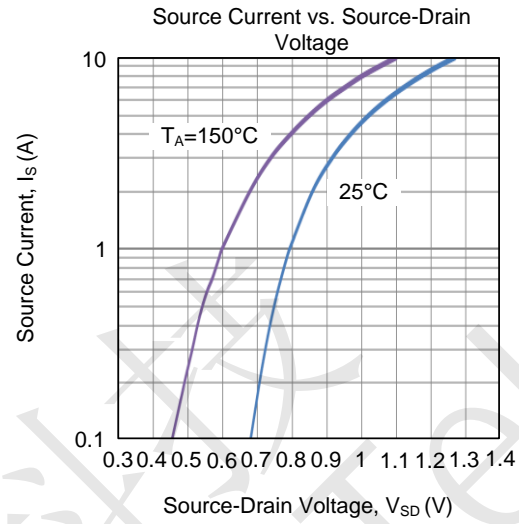
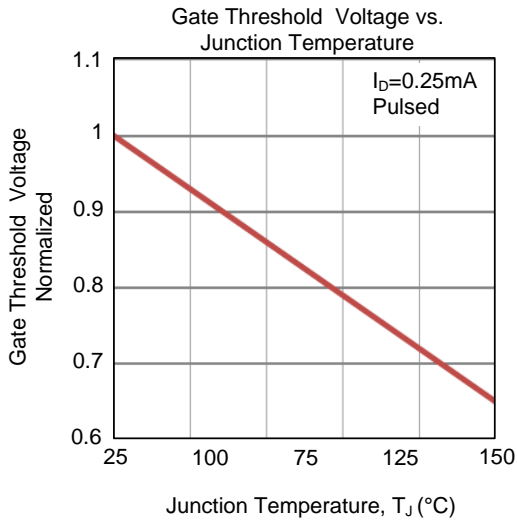


■ MOT5N50MC/D TYPICAL CHARACTERISTICS



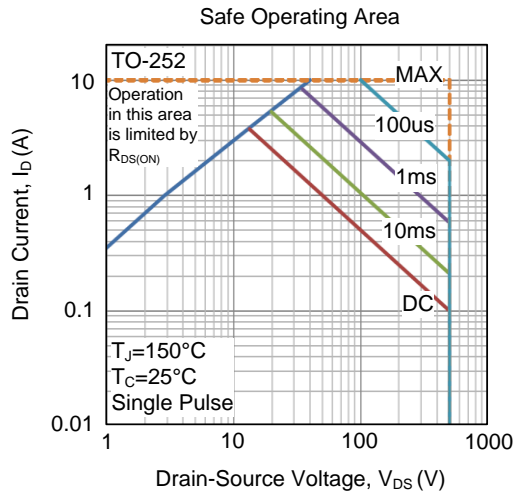


■ MOT5N50MC/D TYPICAL CHARACTERISTICS(Cont.)



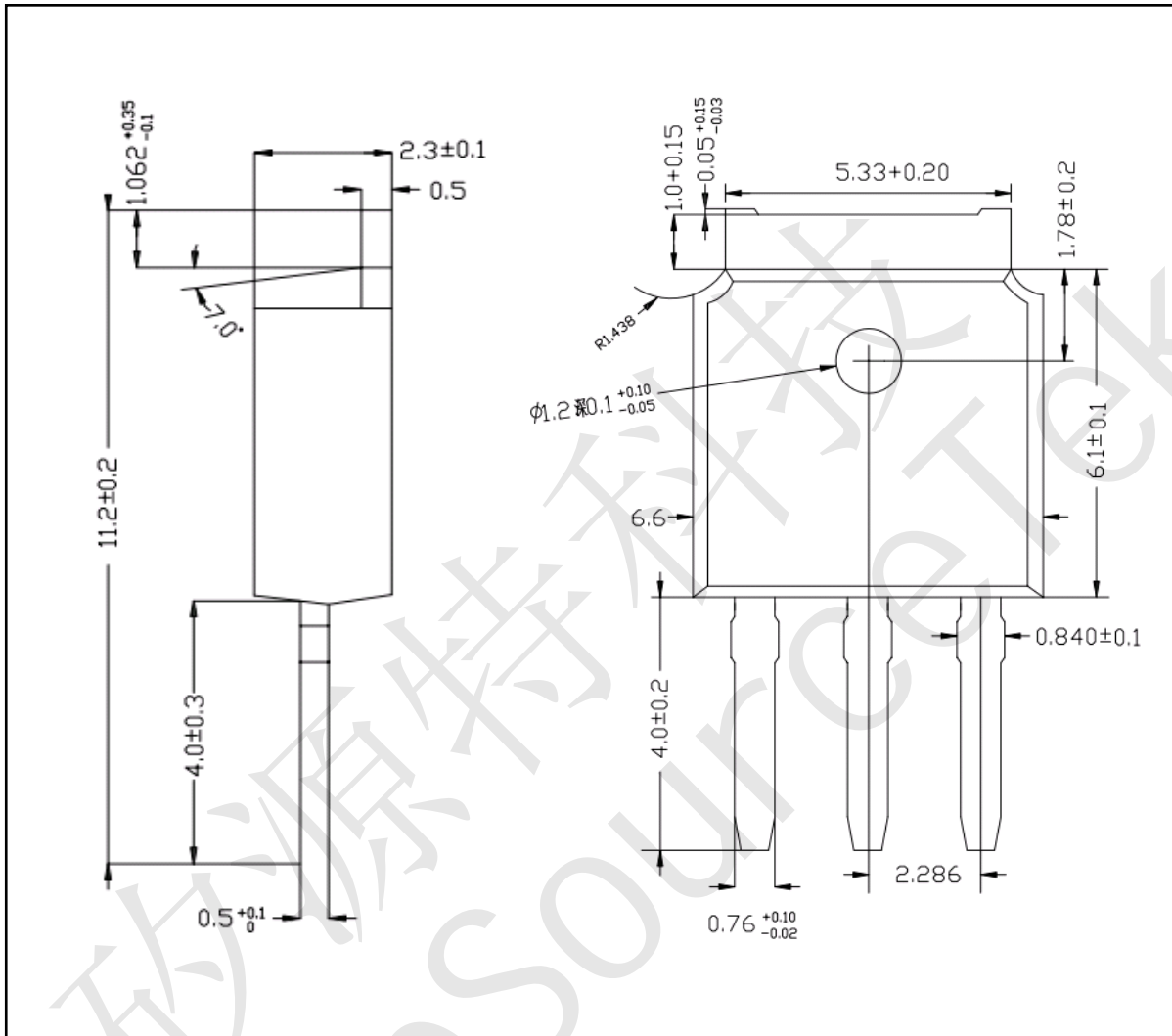


■ MOT5N50MC/D TYPICAL CHARACTERISTICS(Cont.)





■ MOT5N50MC/D TO-251-3L PACKAGE OUTLINE DIMENSIONS





■ MOT5N50MC/D TO-252 PACKAGE OUTLINE DIMENSIONS

